



FAC Series

PORTABLE COMPRESSORS

The FAC Series from FS-Curtis comprises a range of heavy duty, portable diesel air compressors offering superior efficiency, quality and reliability in an environmentally responsible manner. There is a wide selection of 34 models including box and trailer type configurations, with continuous duty outputs from 1.6 to 36 m³/min (55 to 1,300 cfm) and rated pressures from 7 to 24 bar (100 to 350 psi). A factory installed aftercooler option is available for most of the 7 bar compressors.



All models are based on well proven designs that are market leaders in their home territory of Japan and widely distributed throughout the rest of the world. Thousands of these units are already working under the most demanding conditions in construction, mining and industrial applications. With a comprehensive array of standard features, the FAC Series compressors represent outstanding value for money in capital investment terms. And their high levels of fuel efficiency and reliability deliver whole-

of-life operating costs that are amongst the lowest available.

The entire range of FAC Series compressors is manufactured in a state-of-the-art Japanese factory that is equipped with the latest manufacturing technology including robotic machining centres. Dual ISO 9001 and ISO 14001 accreditation acknowledges the plant's commitment to world's best practice in both quality and environmental management. Most significantly, the heart of each compressor – its rotary screw air end – is manufactured in this same factory to ensure perfect compatibility with each compressor model.

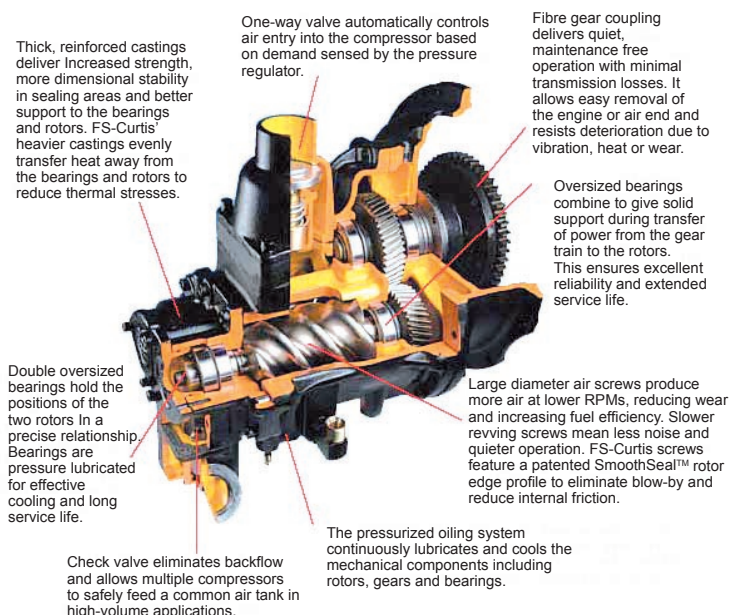
FS-Curtis is a member of the global FuSheng group of companies, one of the world's largest manufacturers of air compressors with over 150 years of experience. FuSheng compressors have been sold in Australia for over three decades and continue to gain in popularity because of their legendary reputation for outstanding performance and reliability.



FEATURES AND BENEFITS


Air End

- Oil-injected, rotary screw air end featuring a new asymmetric rotor profile.
- Designed and manufactured in-house using the most advanced computer and robot technology.
- High efficiency, low speed, oversized air end reduces fuel consumption, noise and wear.



Diesel Engine

- Engine selection for each compressor model is based on achieving optimum performance and reliability with the lowest fuel consumption.
- Only premium quality Japanese engines are used, including Hino, Isuzu, Mitsubishi, Shibaura and Yanmar. All are backed up by their own worldwide parts and service networks.
- Low fuel consumption and noise emission levels are amongst the best in class.
- Automatic fuel prime and air bleed system eliminates the need for opening injector lines if the compressor runs out of fuel.
- Two-stage fuel filtration via water sedimenter and high capacity pleated filter element.



Control System

- Integrated starting unloader control for initial engine warm-up.
- Automatic zero to 100% capacity control by means of engine speed regulation and compressor inlet valve modulation.
- Shutdown protection for critical parameters including engine oil pressure, engine coolant temperature and compressor discharge air temperature.



- Warning protection for non-critical parameters including battery voltage and fuel level.
- Additional shutdown and warning features depending on model.

Operator Interface

- Removable starter key to prevent unauthorized operation.
- Comprehensive analogue and digital instruments supplemented by status and warning lights.
- Operator controls and instruments all grouped together ergonomically on one panel.
- Control panel located at the rear of the compressor for operator protection from passing traffic.
- Discharge air outlet valves located below the control panel for visual confirmation of air line status.



Aftercooler (Factory Fitted Option)

- Integrated air-to-air aftercooler and water coalescer remove liquid water and mist from the compressed air.
- Discharge air temperature reduced to 20 °C above ambient (plus 20 °C reheating on model FAC-185PD).
- Recommended for abrasive blasting, protective coating and pneumatic tool applications.



Steel Chassis and Body Panels

- Durable and tough, powder-coated steel body panels won't fade and crack like a plastic canopy.
- Damaged body panel(s) can be easily unbolted and repaired off-site.
- High visibility white colour approved for mine site use.
- Lockable cabinet doors and control panel covers for safety and security.
- Internal pneumatic tool storage compartment on gull wing door models.
- Single point lifting lug positioned above the unit's centre of gravity.
- Overall fit and finish is of Japanese automotive standard.



Single Axle Trailer

- Locally fitted ADR compliant running gear for up to 100 km/h on-road use.
- 50 mm ball coupling mounted on fixed A-frame drawbar.
- Parking and service brakes.
- Sealed LED multi-voltage lamps.
- Heavy duty axle, suspension, tyres and wheels.



Dual Axle Trailer

- Factory fitted running gear for up to 20 km/h off-road use.
- 75 mm ring coupling mounted on pivoting A-frame drawbar.
- Long wheelbase, high stability design with one fixed axle and one steerable axle.
- Hand operated parking brake.
- Heavy duty axles, suspension, tyres and wheels.

Air/Oil Separator Tank and Safety Valve

- WH&S registered pressure vessel design verified against Australian Standard AS 1210.
- Non-adjustable, sealed and stamped safety valve.
- Approved for workplace use in all Australian States and Territories.



Inspection and Maintenance Provisions

- Fluid drains are fitted with valves and piped to the outside of the unit.
- Most popular models have external air/oil separator elements.
- Dual element air filters prevent dust ingress during replacement.
- Side hinged doors open out wide to 180 degrees.
- Top hinged doors with gas struts open up high for ample headroom.
- Side-by-side radiator and oil cooler are easier to clean.
- Safety guard fitted around engine cooling fan and V-belts.



Noise Control

- Full load sound pressure levels from as low as 64 dB(A) at 7 m.
- Low engine and air end speed design is intrinsically quieter.
- Steel body panels lined with sound absorbent material.
- Computer aided sound path analysis and attenuation design.



Environmental Protection

- Low fuel consumption ensures a reduced carbon footprint.
- Low exhaust emissions cause minimal harm to the atmosphere.
- Low noise levels protect ambient conditions and workers' hearing.
- Almost 100% recyclable at end of service life to save the earth's precious resources.

Customer and Product Support

- Australia-wide dealer network offering product selection advice, maintenance and repair services, and genuine FS-Curtis spare parts.
- Online instruction manuals and spare parts catalogues can be accessed via the internet 24/7.
- Comprehensive 12 month / 1,500 hour factory backed warranty.



**FSCURTIS®**

FAC Series

PORTABLE COMPRESSORS



BOX TYPE

- ✓ Designed for mounting in confined spaces such as on utes and service trucks.
- ✓ Lockable, silenced and weatherproof steel enclosure with compact dimensions.
- ✓ Daily maintenance functions can be performed from one side of the compressor.

BOX TYPE SPECIFICATIONS

			FAC-16B	FAC-21B	FAC-21BC	FAC-28B	FAC-28BC	FAC-37B	FAC-37BC
COMPRESSOR	Type		Rotary Screw, Single-Stage, Oil-Cooled						
	Aftercooler		N/A	N/A	Air-to-Air	N/A	Air-to-Air	N/A	Air-to-Air
	Free Air Delivery *	m ³ /min	1.6	2.1	2.1	2.8	2.8	3.7	3.7
		cfm	55	75	75	100	100	130	130
	Rated Pressure	bar	6.9	6.9	6.9	6.9	6.9	6.9	6.9
		psi	100	100	100	100	100	100	100
	Maximum Pressure	bar	9	9	9	9	9	9	9
		psi	130	130	130	130	130	130	130
	Air Outlets	BSP	3/4" x 1	3/4" x 2	3/4" x 2	3/4" x 2	3/4" x 2	3/4" x 2	3/4" x 2
ENGINE	Make		Shibaura	Shibaura	Shibaura	Shibaura	Shibaura	Yanmar	Yanmar
	Model		E673L-D	S753-D	S753-D	S773L-D	S773L-D	3TNV88-BDHK	3TNV88-BDHK
	No. of Cylinders		3	3	3	3	3	3	3
	Displacement	L	0.761	0.954	0.954	1.131	1.131	1.642	1.642
	Output	kW	10.5	15.2	15.2	19	19	26.5	26.5
	Speed	rpm	3,200	3,500	3,500	3,500	3,500	3,000	3,000
	Fuel Tank	L	18	28	28	28	28	70	70
	Battery	V	12	12	12	12	12	12	12
DIMENSIONS & WEIGHTS	Overall Length	mm	1,420	1,580	1,580	1,580	1,580	1,700	1,700
	Overall Width	mm	720	750	750	750	750	890	890
	Overall Height	mm	820	865	865	865	865	1,080	1,080
	Weight (Wet)	kg	350	465	475	475	485	720	730
CONSUMPTION & EMISSIONS	Fuel Use @ 0% Load	L/h	1.6	2.3	2.3	2.5	2.5	2.5	2.5
	Fuel Use @ 100% Load	L/h	3.5	5.0	5.0	6.0	6.0	7.5	7.5
	Noise Level @ 7 m	dB(A)	64	64	64	66	66	66	66
	Exhaust Emissions #	Tier	3	3	3	3	3	3	3

* FAD @ rated pressure per ISO 1217:2009 Annex D. # Exhaust emission standards per Japanese regulations, which are similar to U.S. EPA.



			FAC-52B	FAC-52BC	FAC-75B	FAC-75BC	FAC-110B	FAC-110BC	FACG-360B
COMPRESSOR	Type		Rotary Screw, Single-Stage, Oil-Cooled						
	Aftercooler		N/A	Air-to-Air	N/A	Air-to-Air	N/A	Air-to-Air	N/A
	Free Air Delivery *	m ³ /min	5	5	7.5	7.5	11	11	36
		cfm	175	175	265	265	390	390	1,300
	Rated Pressure	bar	6.9	6.9	6.9	6.9	7	7	12.7
		psi	100	100	100	100	102	102	185
	Maximum Pressure	bar	9	9	9	9	9	9	15.5
		psi	130	130	130	130	130	130	225
	Air Outlets	BSP	3/4" x 3	3/4" x 3	2" x 1, 3/4" x 4	2" x 1, 3/4" x 4	2" x 1, 3/4" x 4	2" x 1, 3/4" x 4	3" x 1
ENGINE	Make		Yanmar	Yanmar	Yanmar	Yanmar	Isuzu	Isuzu	Mitsubishi
	Model		4TNV88-BDHKS	4TNV88-BDHKS	4TNV98T-NHK	4TNV98T-NHK	DD-4BG1T	DD-4BG1T	S6B3-PTA
	No. of Cylinders		4	4	4	4	4	4	6
	Displacement	L	2.189	2.189	3.319	3.319	4.329	4.329	14.6
	Output	kW	34.9	34.9	61.2	61.2	80.9	80.9	364
	Speed	rpm	3,000	3,000	2,500	2,500	2,400	2,400	1,800
	Fuel Tank	L	90	90	115	115	182	182	700
	Battery	V	12	12	12	12	24	24	24
DIMENSIONS & WEIGHTS	Overall Length	mm	1,970	1,970	2,050	2,050	2,600	2,600	4,650
	Overall Width	mm	950	950	1,200	1,200	1,300	1,300	1,870
	Overall Height	mm	1,080	1,080	1,250	1,250	1,400	1,400	2,050
	Weight (Wet)	kg	840	850	1,290	1,320	1,870	1,925	8,000
CONSUMPTION & EMISSIONS	Fuel Use @ 0% Load	L/h	2.7	2.7	5.4	5.4	7.5	7.5	44.0
	Fuel Use @ 100% Load	L/h	9.5	9.5	15.0	15.0	22.0	22.0	81.0
	Noise Level @ 7 m	dB(A)	67	67	69	69	70	70	72
	Exhaust Emissions #	Tier	3	3	2	2	2	2	1



FSCURTIS®

FAC Series

PORTABLE COMPRESSORS



TRAILER TYPE

- ✓ For applications requiring enhanced compressor mobility.
- ✓ Single axle on-road and dual axle off-road configurations.
- ✓ Can be easily converted into box type if needed.

TRAILER TYPE SPECIFICATIONS

			FAC-52P	FAC-75P	FAC-75PC	FAC-110P	FAC-110PC	FAC-185P	FAC-185PD	FAC-212P	FACE-250P
COMPRESSOR	Type										
	Aftercooler		N/A	N/A	Air-to-Air	N/A	Air-to-Air	N/A	Air-to-Air	N/A	N/A
	Free Air Delivery *	m³/min	5.2	7.5	7.5	11	11	18.5	18.5	21.2	25
		cfm	185	265	265	390	390	655	655	750	885
	Rated Pressure	bar	6.9	6.9	6.9	7	7	7	7	7	8.6
		psi	100	100	100	102	102	102	102	102	125
	Maximum Pressure	bar	9	9	9	9	9	9	9	9	10.3
		psi	130	130	130	130	130	130	130	130	150
	Air Outlets	BSP	3/4" x 2	2" x 1, 3/4" x 4	2" x 1, 3/4" x 4	2" x 1, 3/4" x 4	2" x 1, 3/4" x 4	2" x 1, 3/4" x 2	2" x 1, 3/4" x 2	2" x 1, 3/4" x 2	2" x 2, 3/4" x 1
ENGINE	Make		Yanmar	Yanmar	Yanmar	Isuzu	Isuzu	Hino	Hino	Hino	Mitsubishi
	Model		4TNV88-BDHKS	4TNV98T-NHK	4TNV98T-NHK	DD-4BG1T	DD-4BG1T	J08C-V	J08C-V	J08C-UT	6D24-TE1
	No. of Cylinders		4	4	4	4	4	6	6	6	6
	Displacement	L	2.189	3.319	3.319	4.329	4.329	7.961	7.961	7.961	11.94
	Output	kW	34.9	61.2	61.2	80.9	80.9	118	118	144.5	206
	Speed	rpm	3,000	2,500	2,500	2,400	2,400	2,500	2,500	2,100	2,200
	Fuel Tank	L	90	115	115	182	182	270	270	310	400
	Battery	V	12	12	12	24	24	24	24	24	24
CHASSIS	No. of Axles		1	1	1	1	1	2	2	2	2
	Tyre Size		175R13	225/70R15	225/70R15	225/75R16	225/75R16	6.50-14	6.50-14	6.50-14	6.50-14
	Service Brakes		Over-Run	Over-Run	Over-Run	Electric	Electric	N/A	N/A	N/A	N/A
DIMENSIONS & WEIGHTS	Overall Length Δ◇	mm	3,090	3,240	3,240	3,900	3,900	3,650	3,650	3,650	4,000
	Overall Width	mm	1,700	1,810	1,810	1,850	1,850	1,685	1,685	1,685	1,900
	Overall Height	mm	1,470	1,770	1,770	1,870	1,870	2,135	2,070	2,070	2,150
	Weight (Wet)	kg	1,015	1,575	1,605	2,250	2,305	3,200	3,460	3,300	4,600
CONSUMPTION & EMISSIONS	Fuel Use @ 0% Load	L/h	2.7	5.4	5.4	7.5	7.5	10	10	14	19
	Fuel Use @ 100% Load	L/h	9.5	15	15	22	22	32	32	37.6	59
	Noise Level @ 7 m	dB(A)	72	69	69	69	69	72	72	74	80
	Exhaust Emissions #	Tier	3	2	2	2	2	2	2	2	1

* FAD @ rated pressure per ISO 1217:2009 Annex D.

Δ Length of single axle models includes fixed drawbar. ◇ Length of dual axle models is with pivoting drawbar folded up.

Exhaust emission standards per Japanese regulations, which are similar to U.S. EPA.



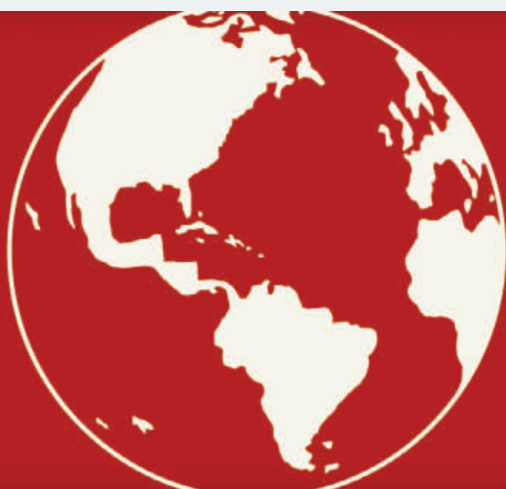
			FACF-150P	FACF-235P	FACG-125P	FACG-212P	FACG-232PD	FACJ-212PD	FACH-242P	FACJ-212P	FACJ-283P	FACK-255P
COMPRESSOR	Type		Rotary Screw, Single-Stage, Oil-Cooled					Rotary Screw, Two-Stage, Oil-Cooled				
	Aftercooler		N/A	N/A	N/A	N/A	N/A	N/A	N/A	N/A	N/A	N/A
	Free Air Delivery *	m³/min	15	23.5	12.5	21.2	23.2/26	21.2/24	24	21.2	28.3	25.5
		cfm	530	830	440	750	820/920	750/850	850	750	1,000	900
	Rated Pressure	bar	10.5	10.3	12.7	12.7	12.7/10.3	20.7/17.2	17.2	20.7	20.7	24.1
		psi	152	150	185	185	185/150	300/250	250	300	300	350
	Maximum Pressure	bar	12.5	12.7	15.5	15.2	15.2/12.7	24.5/20.7	22	24.5	26.5	27.5
		psi	180	185	225	220	220/185	355/300	320	355	385	400
	Air Outlets	BSP	2" x 1, 3/4" x 2	2" x 2, 3/4" x 1	2" x 1, 3/4" x 2	2" x 2, 3/4" x 1	2" x 1, 3/4" x 1	2" x 1, 3/4" x 1	2" x 1, 3/4" x 1	2" x 1, 3/4" x 1	2" x 1, 3/4" x 1	2" x 1, 3/4" x 1
ENGINE	Make		Hino	Mitsubishi	Hino	Mitsubishi	Mitsubishi	Mitsubishi	Mitsubishi	Mitsubishi	Mitsubishi	Mitsubishi
	Model		J08C-V	6D24-TE1	J08C-V	6D24-TE1	6D24-TLE2A	6D24-TLE2A	6D24-TC	6D24-TC	S6B3-PTA	S6B3-PTA
	No. of Cylinders		6	6	6	6	6	6	6	6	6	6
	Displacement	L	7.961	11.94	7.961	11.94	11.94	11.94	11.94	11.94	14.6	14.6
	Output	kW	118	206	118	206	235/238	235/238	228	228	327	327
	Speed	rpm	2,500	2,200	2,500	2,200	2,000/2,200	2,000/2,200	2,200	2,200	1,800	1,800
	Fuel Tank	L	270	400	270	400	560	560	560	560	710	710
	Battery	V	24	24	24	24	24	24	24	24	24	24
CHASSIS	No. of Axles		2	2	2	2	2	2	2	2	2	2
	Tyre Size		6.50-14	6.50-14	6.50-14	6.50-14	7.50-16	7.50-16	7.50-16	7.50-16	7.50-16	7.50-16
	Service Brakes		N/A	N/A	N/A	N/A	N/A	N/A	N/A	N/A	N/A	N/A
DIMENSIONS & WEIGHTS	Overall Length Δ◇	mm	3,650	4,000	3,650	4,000	4,300	4,300	4,350	4,350	4,670	4,670
	Overall Width	mm	1,685	1,900	1,685	1,900	2,000	2,000	1,900	1,900	2,100	2,100
	Overall Height	mm	2,135	2,150	2,135	2,150	2,545	2,545	2,350	2,350	2,315	2,315
	Weight (Wet)	kg	3,240	4,600	3,240	4,600	5,470	5,820	5,650	5,650	7,100	7,300
CONSUMPTION & EMISSIONS	Fuel Use @ 0% Load	L/h	11.5	19	11.5	23	22/25	15/17	17	17	30	30
	Fuel Use @ 100% Load	L/h	32	59	32	59	62/58	63/58	62	62	75	75
	Noise Level @ 7 m	dB(A)	72	80	74	80	74	74	80	80	75	75
	Exhaust Emissions #	Tier	2	1	2	1	2	2	1	1	1	1



FAC Series

PORTABLE COMPRESSORS

MADE IN JAPAN



AUTHORIZED FS-CURTIS DEALER:



fscurtis.com.au